

BUCK ROGERS

IN THE 25TH CENTURY

ADVANCED THUNDERFIGHTER DEVELOPMENT PROJECT



OLD / HBB STARFIGHTER

1/32 scale

Original starfighter paper model created by Martin Saenger.

Modified and additional parts created and (re-)textured by
Marcell "Revell-Fan" von dem Berge.

Test building and creative support by Chris "Rhaven Blaack" Tucker.

Buck Rogers © and ™ Universal City Studios and Robert C. Dille.

No commercial use. No infringement intended.





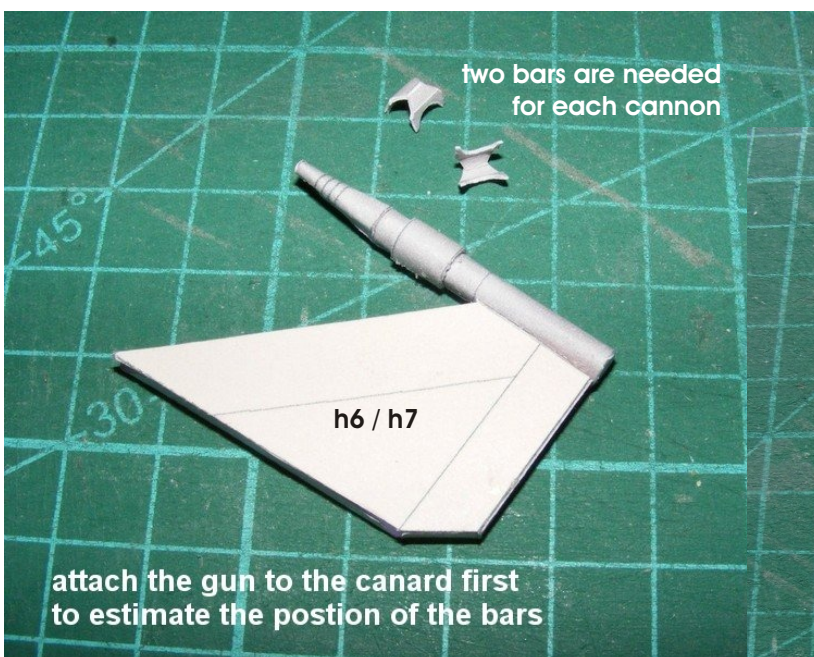

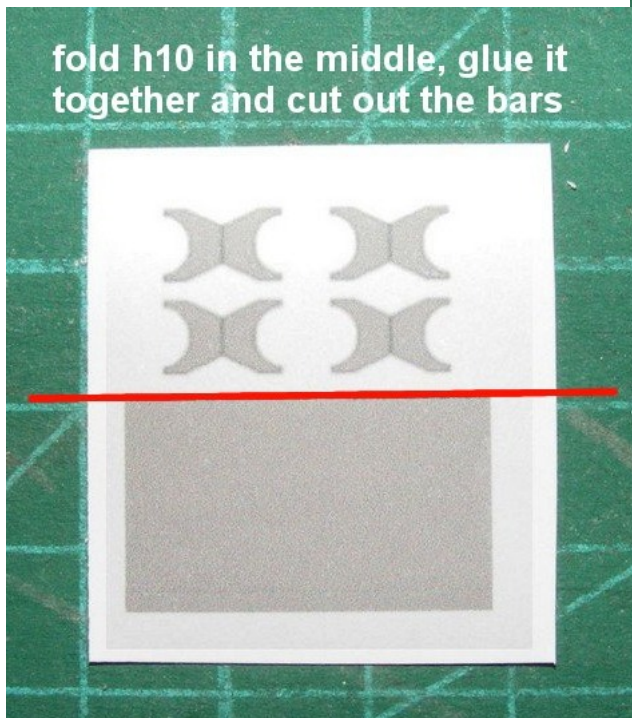
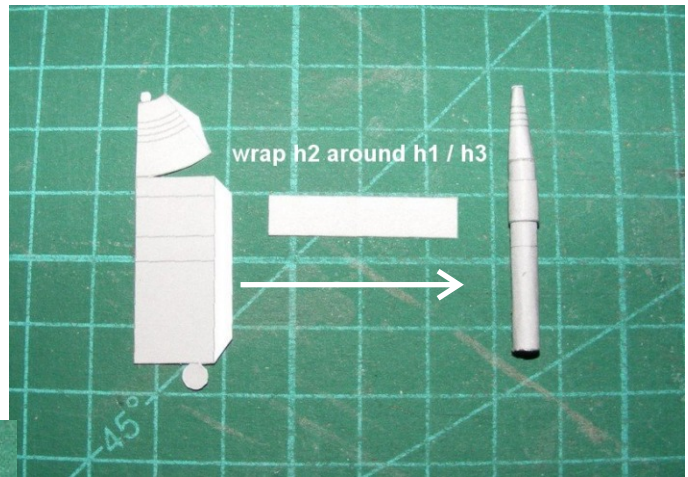

To Martin,
one of the greatest paper artists in the world.
Thank you very, very much and keep up the good work!


This package gives you the parts necessary to build the Old Starfighter Mk. I flown by Lt. Traeger in episode 15 "Happy Birthday, Buck". Hence it is often referred to as the "HBB" Thunderfighter. It features two additional fins, two external pulsar cannons and outer and inner canards.

Assembly:



1. Follow the original assembly instructions. Use parts 57, 61, 224 - 227 & 248 from this package. You don't need parts 236 - 243.
2. Assemble the model to the stage below. Then follow the pictures.









NOTE:
Use the long canards for the regular version and the short ones for the "old quad" version (see last page).





HBB-TF 5

Option: Old / HBB TF quad (quad parts available separately)

